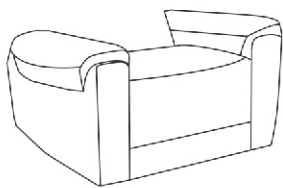


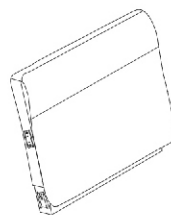
# CALGARY RECLINER

## ASSEMBLY INSTRUCTIONS

AX 1



B X 1



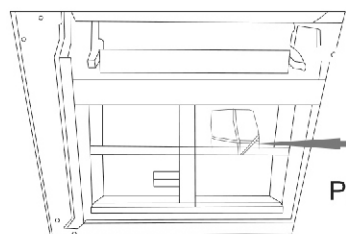
C X 1



DX 1



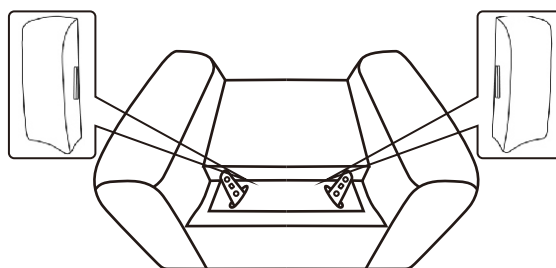
①



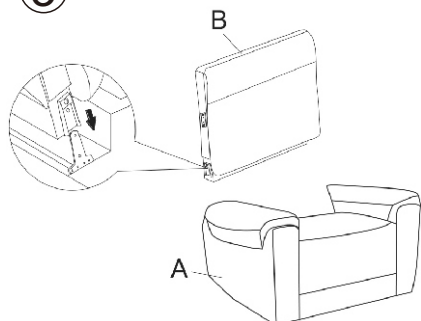
Power cord

Untie the power cord.

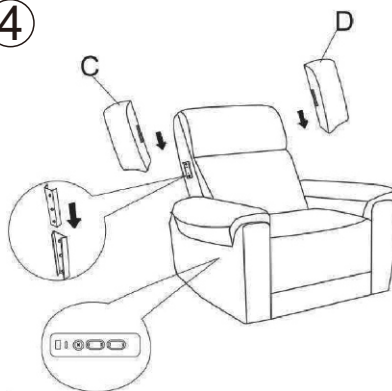
②



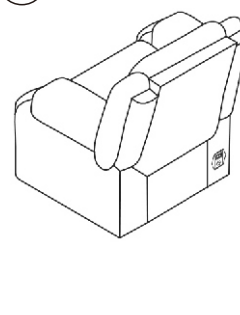
③



④

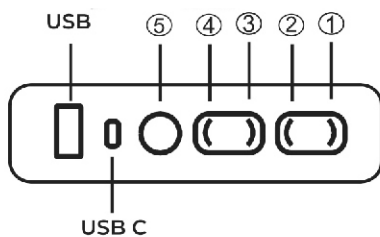


⑤



Wall Plug Transformer

Connect wall plug transformer to transformer switch  
wall plug transformer to Transformer  
Power Switch



1. Press button ① Leg Rest Open
2. Press button ② Leg Rest Close
3. Press button ③ Headrest Forward
4. Press button ④ Headrest Back
5. Home button ⑤ All close

