

Assembly Instructions

Item No: BBRE-65 Mirror

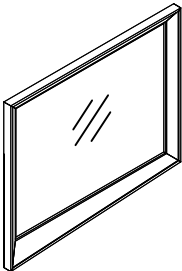





BEFORE ASSEMBLY

Thank you for purchasing this quality product. This product has been designed for easy assembly and constructed for durability. Please take time to read and follow assembly instructions carefully.

Part List

When unpacking, please be careful not to discard any parts with packaging. Before continuing, please make sure you have following parts:

PARTS LIST

A	B	HARDWARE LIST			
		NO.	DRAWING	DES.	
		H1		Flat Washer Ø5/16" x 19mm	8Pcs
		H2		Spring Washer Ø5/16"	8Pcs
		H3		Bolt Ø1/4" x 1-1/2"	8Pcs
		H4		Allen key 4mm	1Pc
MIRROR FRAME : 1PC	SUPPORT BRACKET : 2PCS				

See below in detail

Attach Support bracket (B) to Mirror frame and Dresser using Flat Washer (H1) , Spring Washer (H2) and Bolt (H3) , tighten with Allen key (H4)

