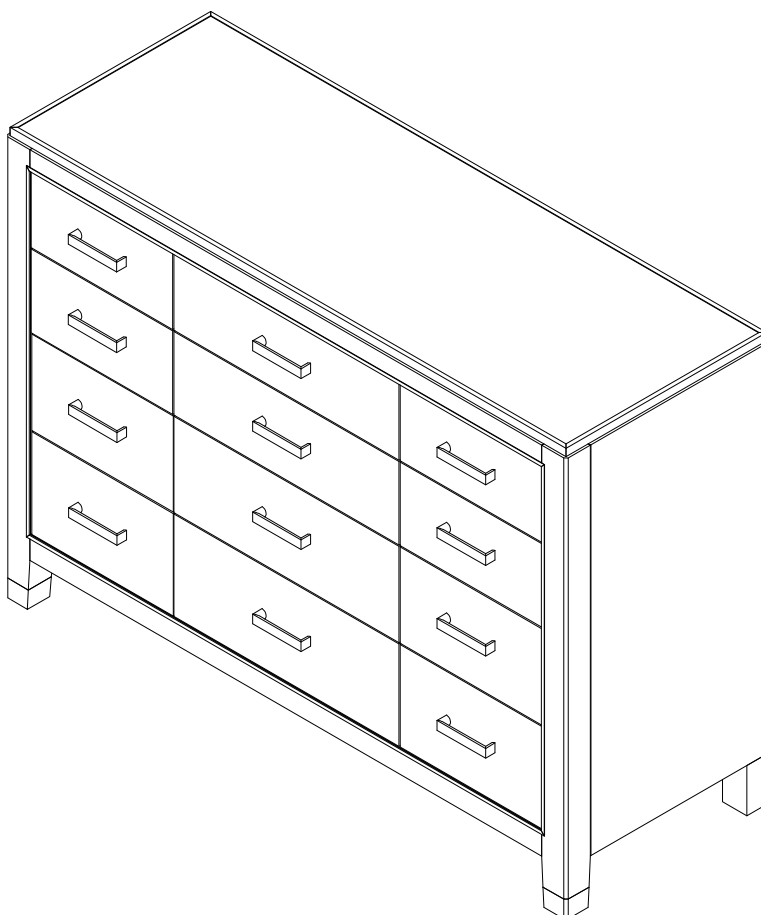


Thank you for purchasing this quality product. Be sure to unpack carefully looking for small parts which may have come loose during shipment.

Read all instruction and study the drawing carefully before starting the assembly process .

HARDWARE PACK

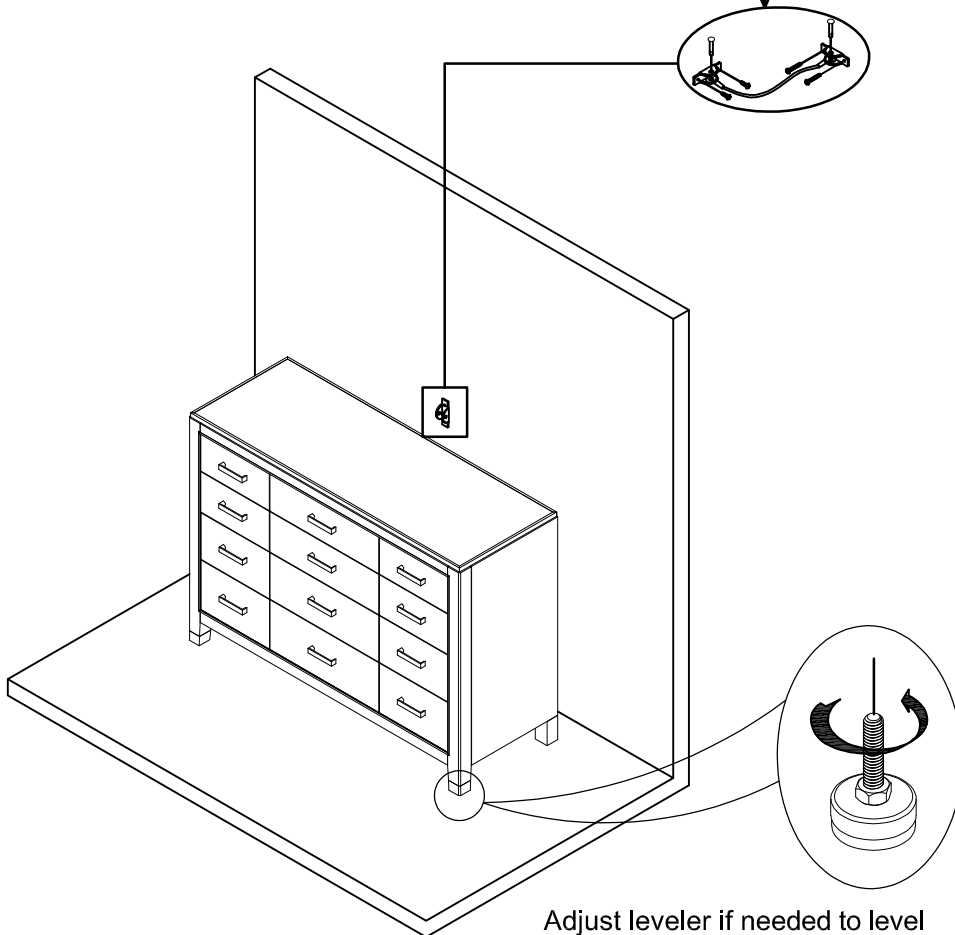
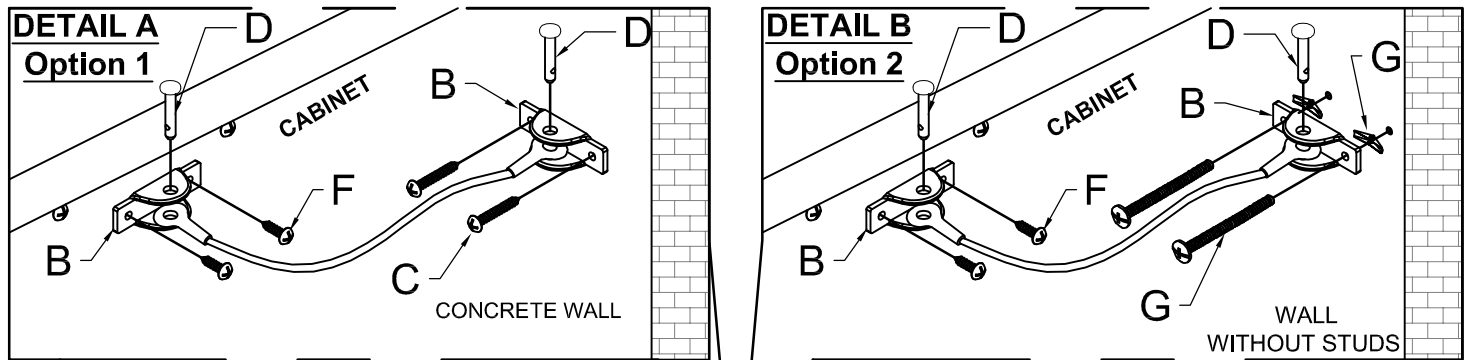
| NO. | DRAWING | DESCRIPTION | SIZE | Q'TY |
|-----|--|--------------|----------|-------|
| A |  | Metal cord | 10*160mm | 1 PC |
| B |  | Bracket | 16*52mm | 2 PCS |
| C |  | Screw | M4*30mm | 2 PCS |
| D |  | Clevis pin | Ø9*25mm | 2 PCS |
| E |  | Hair pin | 10*30mm | 2 PCS |
| F |  | Screw | M4*15mm | 2 PCS |
| G |  | Toggle bolts | 51*37mm | 2 PCS |



Thank you for purchasing this quality product. Be sure to unpack carefully looking for small parts which may have come loose during shipment.

Read all instruction and study the drawing carefully before starting the assembly process .

Anti-tip kit is included for use.
We recommend installing for
safety reason



Adjust leveler if needed to level credenza on uneven floor.

